

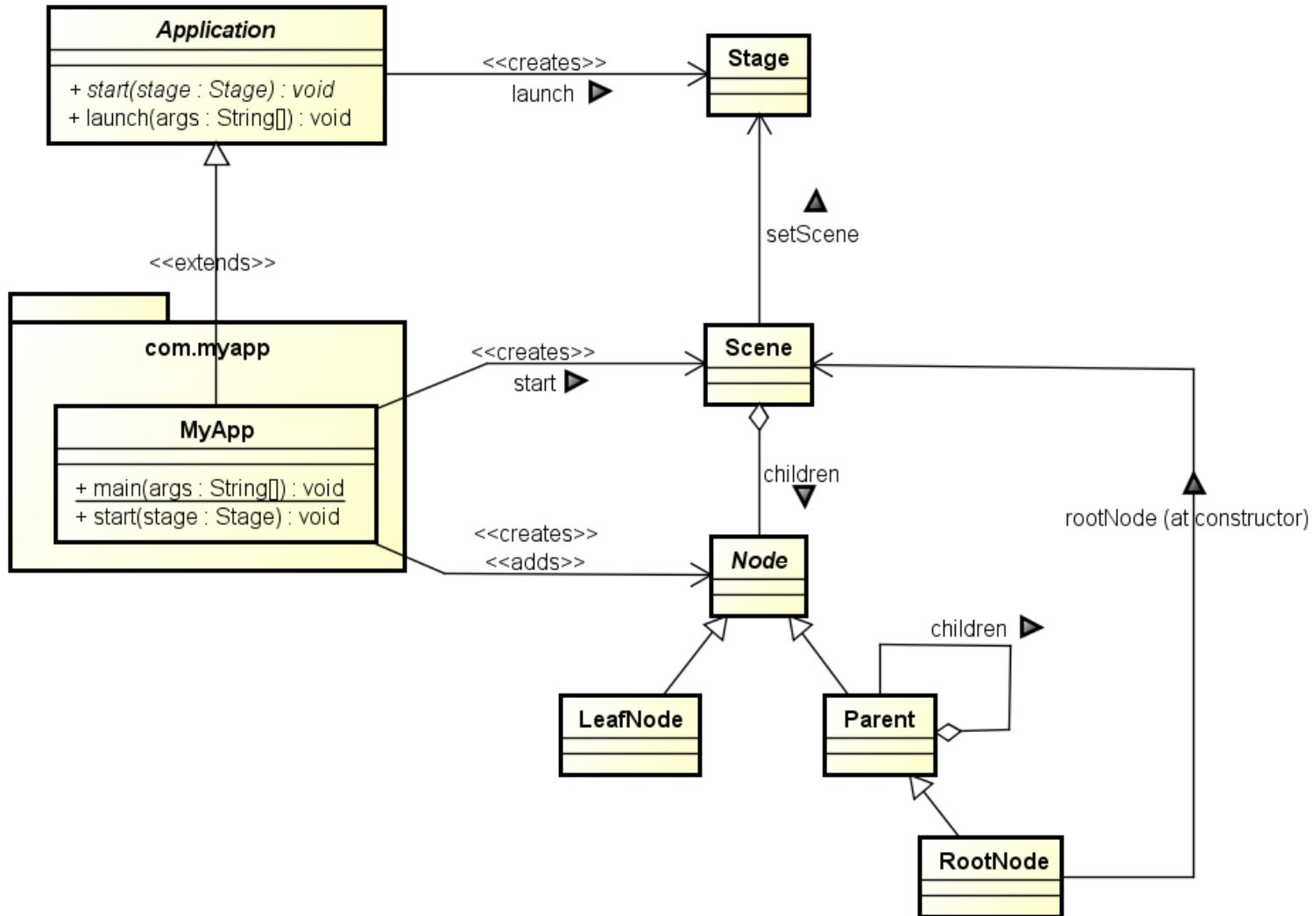
Empty JavaFX window

```
public class EntryPoint extends Application {
    @Override
    public void start(Stage stage) {
        Parent root = FXMLLoader.load(
            getClass().getResource("/fxml/Scene.fxml"));

        Scene scene = new Scene(root);
        scene.getStylesheets().add("/styles/Styles.css");

        stage.setTitle("JavaFX and Maven");
        stage.setScene(scene);
        stage.show();
    }
    public static void main(String[] args) {
        launch(args);
    }
}
```

Typical Class Diagram



General rules

- ▶ A JavaFX application extends `javafx.application.Application`
- ▶ The `main()` method should call `Application.launch()`
- ▶ The `start()` method is the main entry point for all JavaFX applications
 - ▶ Called with a Stage connected to the Operating System's window
- ▶ The content of the scene is represented as a hierarchical scene graph of nodes
 - ▶ Stage is the top-level JavaFX container
 - ▶ Scene is the container for all content

Minimal example

```
public class HelloWorld extends Application {
    public static void main(String[] args) {
        launch(args);
    }

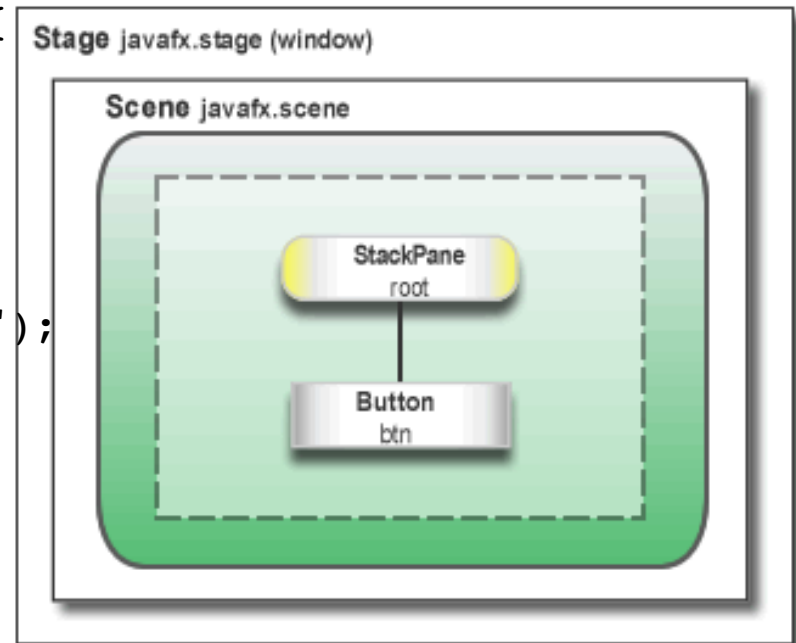
    @Override
    public void start(Stage primaryStage) {
        primaryStage.setTitle("Hello World!");

        StackPane root = new StackPane();

        Button btn = new Button();
        btn.setText("Say 'Hello World'");

        root.getChildren().add(btn);

        primaryStage.setScene(new Scene(root, 300, 250));
        primaryStage.show();
    }
}
```



Stage vs. Scene

javafx.stage.Stage

- ▶ The JavaFX Stage class is the top level JavaFX container.
- ▶ The primary Stage is constructed by the platform.
- ▶ Additional Stage objects may be constructed by the application.
- ▶ A stage can optionally have an owner Window.

javafx.scene.Scene

- ▶ The container for all content in a scene graph
- ▶ The application must specify the root Node for the scene graph
- ▶ Root may be Group (clips), Region, Control (resizes)
- ▶ If no initial size is specified, it will automatically compute it

Nodes

- ▶ **The Scene is populated with a tree of Nodes**
 - ▶ Layout components
 - ▶ UI Controls
 - ▶ Charts
 - ▶ Shapes
- ▶ **Nodes have Properties**
 - ▶ Visual (size, position, z-order, color, ...)
 - ▶ Contents (text, value, data sets, ...)
 - ▶ Programming (event handlers, controller)
- ▶ **Nodes generate Events**
 - ▶ UI events
- ▶ **Nodes can be styled with CSS**

Events

- ▶ FX Event (`javafx.event.Event`):
 - ▶ Event Source => a Node
 - ▶ Event Target
 - ▶ Event Type
- ▶ Usually generated after some user action
- ▶ Event types
 - ▶ `ActionEvent`, `TreeModificationEvent`, `InputEvent`, `ListView.EditEvent`, `MediaErrorEvent`, `TableColumn.CellEditEvent`, `TreeItem.TreeModificationEvent`, `TreeView.EditEvent`, `WebEvent`, `WindowEvent`, `WorkerStateEvent`
- ▶ You can define **event handlers** in your application

Properties

- ▶ Extension of the Java Beans convention
 - ▶ May be used also outside JavaFX
- ▶ Encapsulate properties of an object
 - ▶ Different types (string, number, object, collection, ...)
 - ▶ Set/Get
 - ▶ Observe changes
 - ▶ Supports lazy evaluation
- ▶ Each Node has a large set of Properties

Properties	
Type	Property and Description
BooleanProperty	cancelButton A Cancel Button is the button that receives a keyboard VK_ESC press, if no other node in the scene co
BooleanProperty	defaultButton A default Button is the button that receives a keyboard VK_ENTER press, if no other node in the scene
Properties inherited from class javafx.scene.control.ButtonBase	
armed, onAction	
Properties inherited from class javafx.scene.control.Labeled	
alignment, contentDisplay, ellipsisString, font, graphic, graphicTextGap, labelPadding, mnemonicParsing, text, textFill, textOverrun, text, underline, wrapText	
Properties inherited from class javafx.scene.control.Control	
contextMenu, height, maxHeight, maxWidth, minHeight, minWidth, prefHeight, prefWidth, skinClassName, skin, to	
Properties inherited from class javafx.scene.Parent	
needsLayout	
Properties inherited from class javafx.scene.Node	
blendMode, boundsInLocal, boundsInParent, cacheHint, cache, clip, cursor, depthTest, disabled, disable, effe eventDispatcher, focused, focusTraversable, hover, id, inputMethodRequests, layoutBounds, layoutX, layoutY, localToParentTransform, localToSceneTransform, managed, mouseTransparent, onContextMenuRequested, onDragDete onDragDone, onDragDropped, onDragEntered, onDragExited, onDragOver, onInputMethodTextChanged, onKeyPressed, o onKeyTyped, onMouseClicked, onMouseDragEntered, onMouseDragExited, onMouseDragged, onMouseDragOver, onMouseD onMouseEntered, onMouseExited, onMouseMoved, onMousePressed, onMouseReleased, onRotate, onRotationFinished, onSwi onRotationStarted, onScrollFinished, onScroll, onScrollStarted, onSwipeDown, onSwipeLeft, onSwipeRight, onSwi onTouchMoved, onTouchPressed, onTouchReleased, onTouchStationary, onZoomFinished, onZoom, onZoomStarted, opac pickOnBounds, pressed, rotate, rotationAxis, scaleX, scaleY, scaleZ, scene, style, translateX, translateY, tr visible	

Bindings

- ▶ Automatically connect («bind») one Property to another Property
 - ▶ Whenever the source property changes, the bound one is automatically updated
 - ▶ Multiple bindings are supported
 - ▶ Lazy evaluation is supported
 - ▶ Bindings may also involve computations (arithmetic operators, if-then-else, string concatenation, ...) that are automatically evaluated
- ▶ May be used to automate UI
- ▶ May be used to connect the Model with the View

Application complexity and MVC

- ▶ Interactive, graphical applications exhibit complex interaction patterns
- ▶ Flow of control is in the hand of the user
- ▶ Actions are mainly asynchronous

- ▶ How to organize the program?
- ▶ Where to store data?
- ▶ How to decouple application logic from interface details?
- ▶ How to keep in sync the inner data with the visible interface?

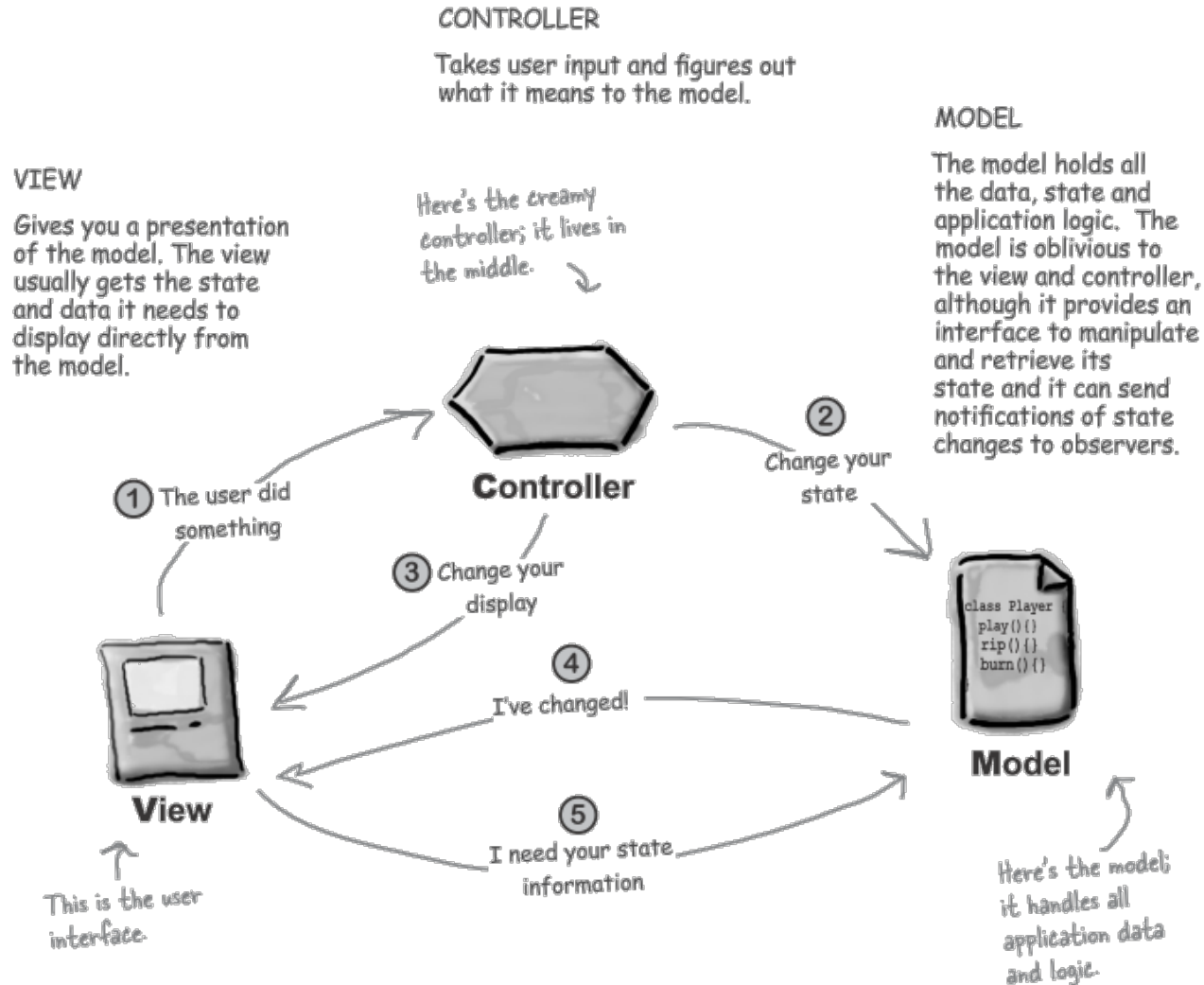
Design Patterns



Design Patterns

- ▶ How to build systems with good OO design qualities
 - ▶ Reusable, extensible, maintainable
- ▶ Patterns: Proven solutions to recurrent problems
 - ▶ Design problems
 - ▶ Programming problems
- ▶ Adopt and combine the OO constructs
 - ▶ Interface, inheritance, abstract classes, information hiding, polymorphism, objects, statics, ...
- ▶ Help dealing with *changes* in software
 - ▶ Some part of a system is free to vary, independently from the rest

MVC pattern defined



Normal life-cycle of interaction

- ① **You're the user — you interact with the view.**
The view is your window to the model. When you do something to the view (like click the Play button) then the view tells the controller what you did. It's the controller's job to handle that.
- ② **The controller asks the model to change its state.**
The controller takes your actions and interprets them. If you click on a button, it's the controller's job to figure out what that means and how the model should be manipulated based on that action.
- ③ **The controller may also ask the view to change.**
When the controller receives an action from the view, it may need to tell the view to change as a result. For example, the controller could enable or disable certain buttons or menu items in the interface.
- ④ **The model notifies the view when its state has changed.**
When something changes in the model, based either on some action you took (like clicking a button) or some other internal change (like the next song in the playlist has started), the model notifies the view that its state has changed.
- ⑤ **The view asks the model for state.**
The view gets the state it displays directly from the model. For instance, when the model notifies the view that a new song has started playing, the view requests the song name from the model and displays it. The view might also ask the model for state as the result of the controller requesting some change in the view.

Mapping concepts to JavaFX

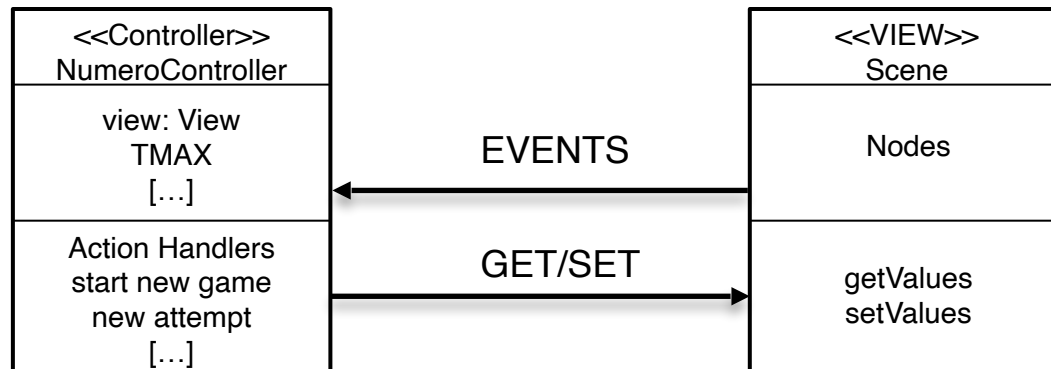
- ▶ **View:** presenting the UI
 - ▶ FXML
 - ▶ The Nodes in the Scene Graph
- ▶ **Controller:** reacting to user actions
 - ▶ Set of event handlers
 - ▶ Local variable to handle the interface status
- ▶ **Model:** handling the data
 - ▶ Class(es) including data
 - ▶ Persistent data in Data Bases

Exercise

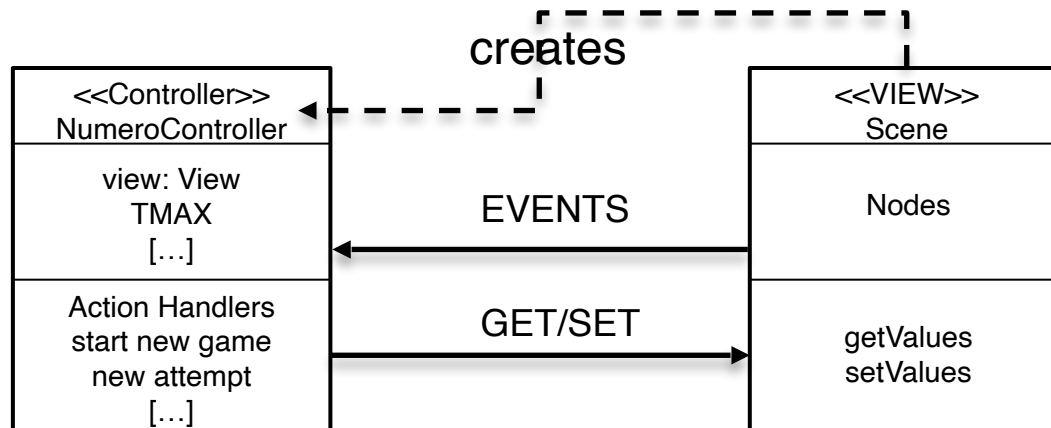
- ▶ Update the «IndovinaNumero» by using the MVC pattern

- ▶ Where do you declare the data class?
- ▶ Which class should have access to which?
- ▶ Who creates what objects?

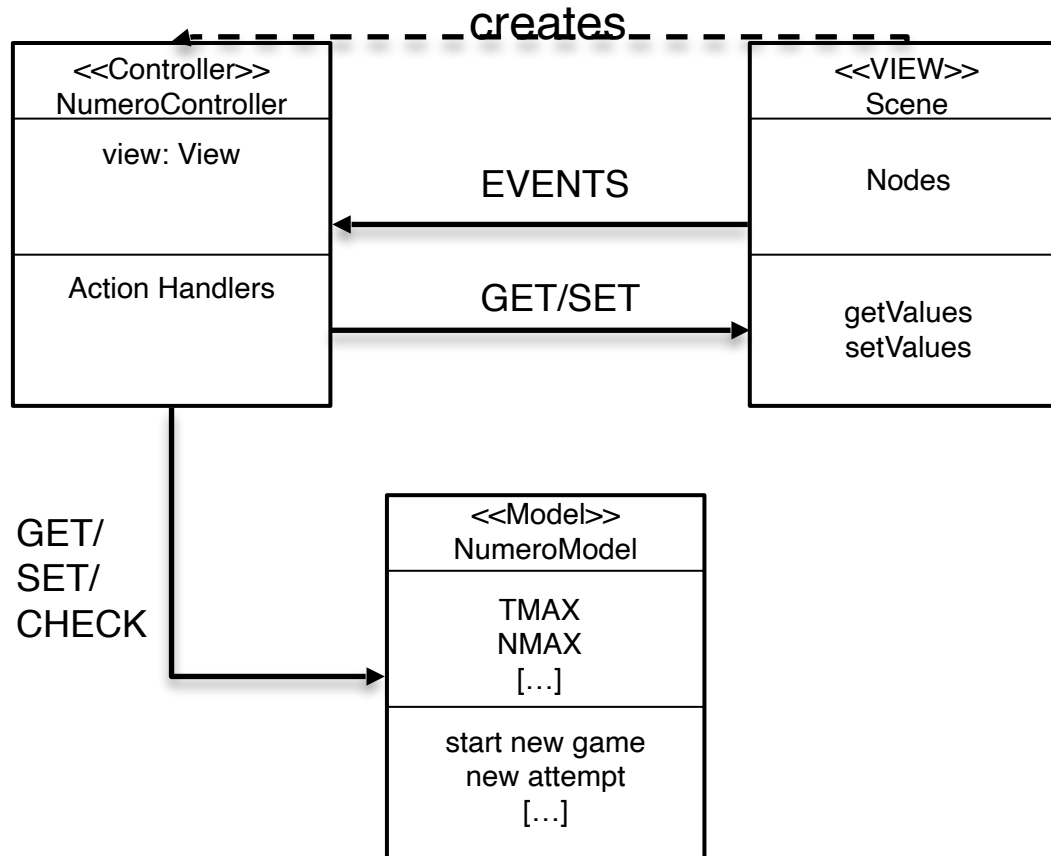
A possible solution



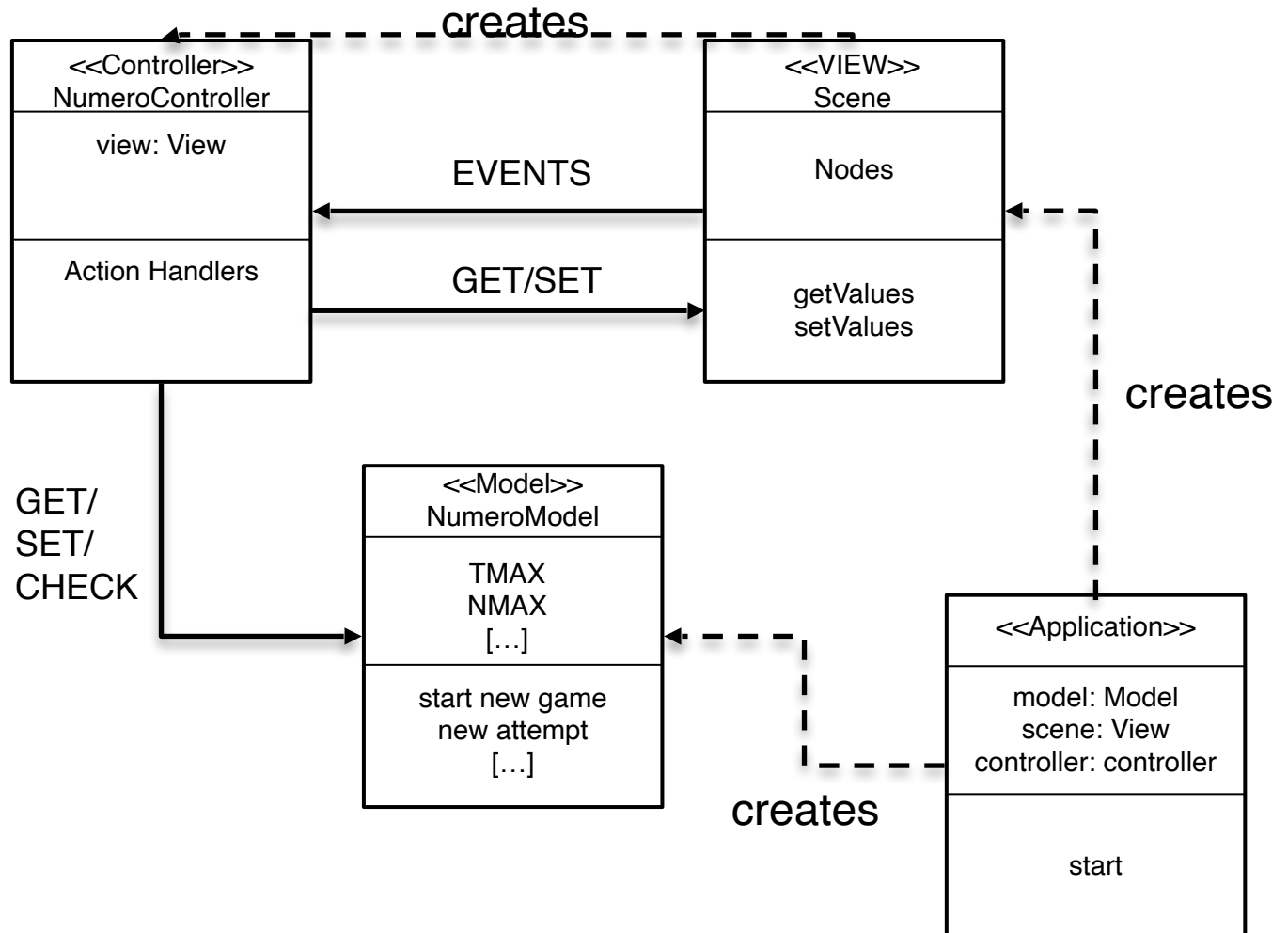
A possible solution



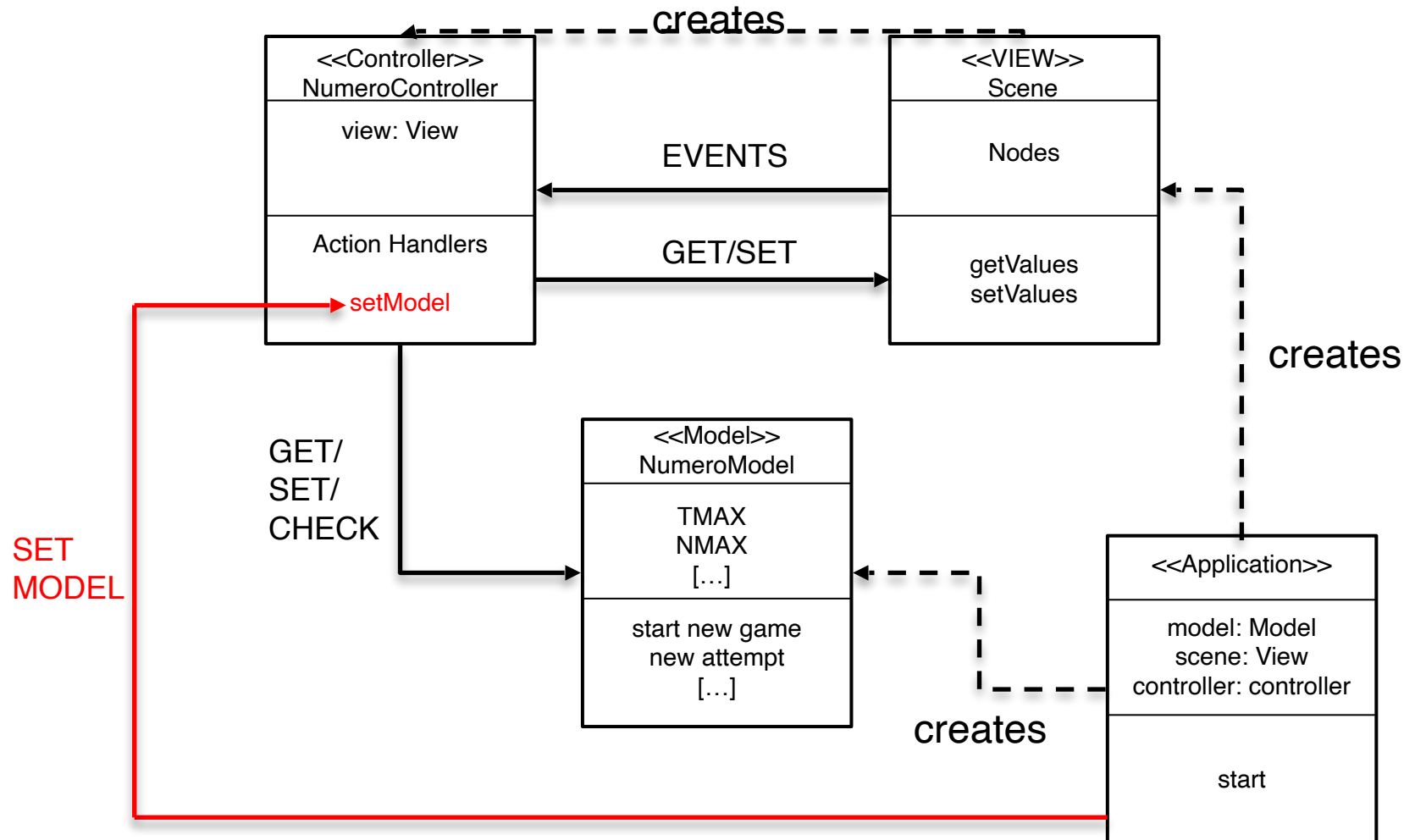
A possible solution



A possible solution








A possible solution



Licenza d'uso



- ▶ Queste diapositive sono distribuite con licenza Creative Commons “Attribuzione - Non commerciale - Condividi allo stesso modo (CC BY-NC-SA)”
- ▶ Sei libero:
 - ▶ di riprodurre, distribuire, comunicare al pubblico, esporre in pubblico, rappresentare, eseguire e recitare quest'opera 
 - ▶ di modificare quest'opera 
- ▶ Alle seguenti condizioni:
 - ▶ **Attribuzione** — Devi attribuire la paternità dell'opera agli autori originali e in modo tale da non suggerire che essi avallino te o il modo in cui tu usi l'opera. 
 - ▶ **Non commerciale** — Non puoi usare quest'opera per fini commerciali. 
 - ▶ **Condividi allo stesso modo** — Se alteri o trasformi quest'opera, o se la usi per crearne un'altra, puoi distribuire l'opera risultante solo con una licenza identica o equivalente a questa. 
- ▶ <http://creativecommons.org/licenses/by-nc-sa/3.0/>